




QUICK-STEP®
FLOOR DESIGNERS



LAMINATE

COLLECTION 2017 - 2018



IMU1849



COL21001



EL3574



LPU1998

MJ3545



CLM1290

Welcome

- 04 The perfect floor designed for your interior
- 06 Water-resistant laminate? No problem!
- 08 Discover the Majestic collection **NEW**
- 10 Create your own living space

Collection

- 16 How to choose your laminate floor
- 18 Types of structure, treatment, finishing and bevel
- 20 Discover the full laminate collection

Installation

- 28 Install your floor without a hassle!
- 29 Underlay is not an idle luxury

Finishing

- 30 Finish perfectly

Cleaning

- 32 Keep your floor in top condition

Cover photo IMU1855

The perfect floor designed for your interior

Design & technology of today

Designing a Quick-Step floor is a process in which technology and creativity go hand in hand. The designers create a very wide variety of floors, each with its own natural character. That's why we work down to the smallest details, so that you can choose from an unparalleled range of designs.

Quick-Step® makes it easy for you

At Quick-Step we don't just offer a product, we offer a total solution. From floors, to scotias and stair solutions, underlays, finishing profiles and accessories, our range of products guarantees a perfect result every time. As the inventor of the Uniclic® and Uniclic® Multifit click system, Quick-Step also ensures a hassle free installation. The system enables you to click the planks together in no time.



A heart for nature

At Quick-Step, we are conscious that the world in which you want to live doesn't consist of just stylish interiors. It is equally a world that radiates respect for our natural environment. That is precisely why we continually do our best to keep the environmental impact of our products and processes to a minimum.





A lifetime of pleasure

Easy and care-free



A Quick-Step floor is very easy to maintain, which means worry-free cleaning for you. The sealed boards provide a hygienic surface that withstands build up of dirt and bacteria. They can simply be wiped off, leaving a clean, hygienic surface.

Superior scratch resistance



Quick-Step laminate floors are designed for a lifetime of living and playing. Thanks to the Scratch Guard top layer, Quick-Step laminate floors are up to ten times more resistant to scratches than floors without Scratch Guard. The protective layer provides long-term durability against everyday wear and tear as well as great resistance to indentations, even high heels!

Natural beauty in every detail



The Quick-Step laminate collection is entirely inspired by nature. The wood decors have just the right look thanks to realistic bevels and natural-looking structures that matches perfectly with the character of the floor. Quick-Step combines the natural look and feel of real wood with the practical benefits of laminate.



Resisting everything, even water!

Meet the latest generation of laminate floors. Floors that don't just look exceptionally stylish and natural, but can also take a knock or two and above all are 100% resistant to water.

Spilled a drink? Did the kids play with water? Don't panic, the liquid won't be absorbed by the floor and you can mop it up immediately. Four of our laminate collections – Majestic, Impressive Ultra, Colonial Plus and Eligna – have a water-repellent HydroSeal coating. The floor's surface is completely sealed, so bacteria, dirt and even spillages don't stand a chance. They can simply be wiped off with a damp cloth, leaving a clean, hygienic surface. These water-resistant floors make cleaning easier than ever!

On top of that, your new Quick-Step laminate floor also has a warranty of up to 25 years, guaranteeing many years of worry-free pleasure in your home.

Discover the full Majestic, Impressive Ultra, Eligna and Colonial Plus ranges on page 21-24.



NEW





Discover the Majestic collection

Give your interior a royal treatment with Majestic – the most spacious and luxurious laminate flooring ever from Quick-Step.

Using the same groundbreaking technology as our Impressive Ultra collection, the planks offer both unrivalled authenticity and extreme water resistance. All in a striking 2.05 m x 24 cm format that will make your room come alive.

The warm look and feel of wood, with all the advantages of a laminate floor: that's our Majestic offer. The floor's unprecedentedly long and wide planks offer perfectly matching structures, which carry on through the bevel. The result? A perfect aesthetic balance and an unmatched natural appeal.

Moreover Majestic is extremely water-resistant thanks to the HydroSeal coating on the bevels. This makes your new floor not only easy to clean, but also suitable for bathrooms, kitchens and other wet areas.

Inspired by the latest trends in architecture, fashion and design, our in-house design team has developed 8 breathtaking decors. Whatever style fits your personality, you will be spoilt for choice.

Create your own living space

A beautiful interior starts with a good foundation. The floor could be considered as the fifth wall and therefore it should not be overlooked. Whatever your style, whatever your room, Quick-Step has the right floor: from light, clean floors to warm brown classics and even reclaimed floors with knots and cracks.

Get a preview of your favourite floors!



ROOM
VIEWER

Wouldn't it be great if you could try out several floors first before making a final decision? With the online 'RoomViewer' tool, you can do just that. Get lifelike previews and make sure that your final decision is the right one.

Try it out now!
Launch the RoomViewer at
www.quick-step.com



EL1691



CLM1487



COL21000



MJ3548



IMU1848



Our Majestic, Impressive Ultra, Eligna and Colonial Plus ranges come complete with a HydroSeal water-repellent coating on the bevels, making it the ideal solution for rooms with high moisture levels such as bathrooms, kitchens and laundries.



EL3573





CLM1658



UW1541



LPU1663



MJ3551



IMU1854




















EL3581



The top layer of every Quick-Step laminate floor is finished with an ultra-protective Scratch Guard layer which gives the floor a high scratch resistance, ideal for all uses, especially in the kitchen. Moreover, our Majestic, Impressive Ultra, Eligna and Colonial Plus floors have a unique water-repellent coating which protects your floor from excess surface moisture.

How to choose?

	waterproof	dimensions	thickness	bevels
MAJESTIC NEW		 205 x 24 cm	≡ 9,5 mm	
IMPRESSIVE ULTRA		 138 x 19 cm	≡ 12 mm	
COLONIAL PLUS NEW		 205 x 16,7 cm	≡ 9 mm	
ELIGNA NEW		 138 x 15,6 cm	≡ 8 mm	0
LARGO		 205 x 20,5 cm	≡ 9,5 mm	
ELIGNA WIDE		 138 x 19 cm	≡ 8 mm	0 / 
CLASSIC		 120 x 19 cm	≡ 8 mm	0 / 



CLASS 32

For residential or light commercial use.
Normal daily use in ordinary living spaces.



CLASS 33






















For commercial use.
Extra wear-resistant floors for areas with higher usage.

*Majestic, Largo, Eligna, Eligna Wide, Classic and Colonial Plus have been produced using class 32 technology and components. Some of the EN 13329 test methods are not fully applicable.

For more information: www.quick-step.com

Impressive Ultra has been produced using class 33 technology and components.

**Commercial warranty upon request.

pack	installation	performance level*	warranty**
6 x  = 2.952 m ²			<div>25 YEAR WARRANTY <small>DOMESTIC USE</small></div> <div>10 YEAR WET WARRANTY</div>
5 x  = 1.311 m ²			<div>25 YEAR WARRANTY <small>DOMESTIC USE</small></div> <div>10 YEAR WET WARRANTY</div>
6 x  = 2.054 m ²			<div>25 YEAR WARRANTY <small>DOMESTIC USE</small></div> <div>5 YEAR WET WARRANTY</div>
8 x  = 1.722 m ²			<div>25 YEAR WARRANTY <small>DOMESTIC USE</small></div> <div>5 YEAR WET WARRANTY</div>
6 x  = 2.522 m ²			<div>25 YEAR WARRANTY <small>DOMESTIC USE</small></div>
7 x  = 1.835 m ²			<div>25 YEAR WARRANTY <small>DOMESTIC USE</small></div>
7 x  = 1.596 m ²			<div>20 YEAR WARRANTY <small>DOMESTIC USE</small></div>



The details make the difference

Each laminate floor has its own story and a unique look and feel. The Quick-Step designers carefully select the structure, treatment, finishing and bevel, perfectly in line with the character of each floor design.



IMU3805



The icons indicate the specific design characteristics of every floor.

Structure



Elegant wood structure

A subtle surface texture with a fine grain structure that gives a wood effect with a very natural look and feel.



Natural wood structure

A surface texture where the grain, knots and cracks that are visible in the design can also be felt in the surface. Just like real wood.



Intense wood structure

This distinct structure has varying depths and gloss levels accentuating the knots and cracks. The design and surface is more pronounced than the natural wood structure.

Designer's choice



KW.

Quick-Step's innovation and creativity focus has driven Kendall Waller, Product & Technical Manager Australia and New Zealand, to custom-design products for the local market using Australian species as inspiration.

Treatment



Brushed

A surface effect that gives the appearance of brushed wood. The brushed treatment adds depth and authenticity to a floor.



Saw cut

This effect gives the impression of rough sawn wood thanks to the visible and tangible saw cuts.



Scraped

A hand-scraped surface treatment that gives a crafted, hand-worked finish to your floor.

Bevel



Micro bevel

The fine micro-beveled edges clearly delineate the planks.



Genuine bevel

The bevel is perfectly suited to the character of the floor. The colour, design and structure of the plank are visible right through the bevel.



Impression bevel


The impression bevel emphasises planks in a subtle way.

Finishing



Extra matt finish

An extra matt surface look.




Matt finish

A matt surface look.



Silk/matt finish

The varying gloss levels accentuate the floor structure.



Silk finish

A silk surface look.





Even water
won't harm your floor

Discover our water-resistant laminate collections here

MJ3555

MAJESTIC

MJ 
205 x 24 cm  9.5 mm



NEW



  
VALLEY OAK LIGHT BEIGE
MJ3554



  
DESERT OAK LIGHT NATURAL
MJ3550



  
WOODLAND OAK BEIGE
MJ 3545



  
DESERT OAK WARM NATURAL
MJ3551



  
VALLEY OAK LIGHT BROWN
MJ3555



   
DESERT OAK BRUSHED GREY
MJ3552



  
WOODLAND OAK BROWN
MJ3548



   
DESERT OAK BRUSHED DARK BROWN
MJ3553








MJ3554



What is Majestic?

Give your interior the royal treatment with Majestic, the longest & widest laminate from Quick-Step ever. The planks have a waterproof surface and come in 8 stunning oak designs that are so true to nature thanks to a unique bevel technology. With its waterproof HydroSeal coating, it is perfect for kitchens, laundries and bathrooms.



- 100% waterproof surface. Steam and wet cleaning permitted.
- Extra long and extra wide for a truly Majestic look.
- Genuine and innovative bevel. The wood grain, colour and structure of the planks blend seamlessly.
- Very true to nature look & feel.

Finishing:  Extra matt finish  Matt finish  Silk/matt finish  Silk finish | Bevels:  Micro bevel  Genuine bevel  Impression bevel

Designer's choice: **KW**  Australian species | Structure:  Elegant wood structure  Natural wood structure  Intense wood structure | Treatment:  Brushed  Saw cut  Scraped

IMPRESSIVE ULTRA



IMU 
138 x 19 cm  12 mm



  
SOFT OAK LIGHT
IMU1854 ◊



  
CLASSIC OAK BEIGE
IMU1847 ◊



  
SOFT OAK MEDIUM
IMU1856 ◊




  
SOFT OAK NATURAL
IMU1855 ◊




   
SAW CUT OAK GREY
IMU1858 ◊



  
CLASSIC OAK NATURAL
IMU1848 ◊



   
BLACKBUTT
IMU3805 ◊



   
SPOTTED GUM
IMU3804 ◊



  
CLASSIC OAK BROWN
IMU1849 ◊

Use the Hydrokit and PE Foam to ensure your Majestic, Impressive Ultra, Eligna and Colonial Plus floor is 100% waterproof. In addition, you benefit from a Residential Wet Area Warranty.

◊ **Please note** that this product is not stocked in New Zealand, so a longer lead time applies for New Zealand customers.


What is Impressive Ultra?

Quick-Step Impressive Ultra offers you waterproof laminate flooring in 9 stunning designs that are so true to nature thanks to the unique bevel technology. With its waterproof HydroSeal coating, it is perfect for kitchens, laundries and bathrooms.

- 100% waterproof surface. Steam and wet cleaning permitted.
- Ultra durable 12 mm thick planks (Class 33/AC5).
- Genuine and innovative bevel. The wood grain, colour and structure of the planks blend seamlessly.
- Very true to nature look & feel.

Finishing:  Extra matt finish  Matt finish  Silk/matt finish  Silk finish | Bevels:  Micro bevel  Genuine bevel  Impression bevel

COLONIAL PLUS

COL 
205 x 16.7 cm \approx 9 mm



NEW




BLACKBUTT
COL21000 \diamond




SPOTTED GUM
COL21001 \diamond




SYDNEY BLUE GUM
COL21002 \diamond




JARRAH
COL21003 \diamond



COL21002



COL21003

What is Colonial Plus?

The Quick-Step Colonial Plus range is inspired by the great outdoors with a great selection of Australian wood designs. With its waterproof HydroSeal coating, it is perfect for kitchens, laundries and bathrooms.

- The look and feel of real Australian hardwoods.
- Now available in a stylish, matt brushed surface.
- Protective and water repellent HydroSeal coating.
- Long & durable 9 mm thick planks.



ELIGNA

EL

138 x 15.6 cm ≡ 8 mm



NEW



ESTATE OAK LIGHT GREY
EL3573



ESTATE OAK BEIGE
EL3574



VENICE OAK BEIGE
EL3907



VENICE OAK NATURAL
EL3908



LIGHT GREY VARNISHED OAK
EL1304 ◇



WHITE VARNISHED OAK
EL915 ◇



NATURAL VARNISHED OAK
EL896



OLD OAK MATT OILED
EL312 **



VINTAGE OAK NATURAL VARNISHED
EL995



BLACKBUTT
EL1691 ◇



MERBAU
EL996



SPOTTED GUM
EL1689 ◇



NEWCASTLE OAK DARK
EL3581





What is Eligna?

Quick-Step Eligna is a range of 8 mm thick elegant planks with water-resistant technology and a smooth finish for a streamlined appearance of your interior.

- 100% waterproof surface.
- Elegant plank format.

Finishing: Extra matt finish Matt finish Silk/matt finish Silk finish | Bevels: Micro bevel Genuine bevel Impression bevel

LARGO

LPU 
205 x 20.5 cm  9.5 mm



 
CAMBRIDGE OAK NATURAL
LPU1662**



  
DOMINICANO OAK GREY
LPU1663



  KW 
BLACKBUTT
LPU1996 ◊



  KW 
SPOTTED GUM
LPU1997 ◊



  KW 
RECYCLED HARDWOOD
LPU1998 ◊



 
CAMBRIDGE OAK DARK
LPU1664

◊ **Please note** that this product is not stocked in New Zealand, so a longer lead time applies for New Zealand customers.

** This product is exclusively available in New Zealand.



What is Largo?

The Quick-Step Largo planks are large and wide planks that exude class and quality in every home.

- Long planks that give depth and create an extra sense of space.
- Colour variation between the various planks for that natural effect.

ELIGNA WIDE

UW 0 / $\frac{4}{138 \times 19 \text{ cm} \div 8 \text{ mm}}$



  **OAK WHITE OILED**
UW1538 **



    **OAK PLANKS WITH SAW CUTS LIGHT**
UW1547



  **CARIBBEAN OAK GREY**
UW1536



   **RECLAIMED OAK BROWN**
UW1545



  **RECLAIMED CHESTNUT NATURAL**
UW1541



  **RECLAIMED CHESTNUT ANTIQUE**
UW1543 ◊



  **CARIBBEAN OAK DARK**
UW1546



  **RECLAIMED CHESTNUT BROWN**
UW1544



UW1546





What is Eligna Wide?

The Quick-Step Eligna Wide collection is strikingly beautiful thanks to the excellent balance between length and width. If you lay these stunning, extended plank floors, you'll generate a soft and tasteful effect.

- Elegant plank format.
- The natural looking floors have extra wide planks that show off their rustic patterns to their best advantage.
- Large, natural colour variation between planks.

Finishing:  Extra matt finish  Matt finish  Silk/matt finish  Silk finish | Bevels:  Micro bevel  Genuine bevel  Impression bevel

CLASSIC

CLM 0 / 
120 x 19 cm  8 mm



  
BLEACHED WHITE TEAK
CLM1290



  
MOONLIGHT OAK LIGHT
CLM1658 





   
HAVANNA OAK NAT. WITH SAW CUTS
CLM1656



  
OLD OAK LIGHT GREY
CLM1405



  
NATURAL VARNISHED OAK
CLM1292



  
MIDNIGHT OAK NATURAL
CLM1487



  
MOONLIGHT OAK NATURAL
CLM1659 **



 
BLACKBUTT 2 STRIP
CLM1690 



  
MIDNIGHT OAK BROWN
CLM1488



   
LIGHT GREY OILED OAK
CLM1294



 
SPOTTED GUM 2 STRIP
CLM1688 

 **Please note** that this product is not stocked in New Zealand, so a longer lead time applies for New Zealand customers.

** This product is exclusively available in New Zealand.



What is Classic?

Quick-Step Classic is more than just a laminate floor. In this range you will find balanced combinations of colour and style.

- Traditional laminate floor.
- Wide range of colours with a variety of gloss levels & finishes.
- Standard plank size.

STEP 1 INSTALLATION

Install your floor without a hassle!

1 Effortless installation, thanks to the Uniclic® click system

Quick-Step is the inventor of the Uniclic® installation system, still today the fastest, easiest and safest click-to-install system. Use the revolutionary and patented click system to effortlessly click your floor planks together.



2 Install your floor anywhere, even on floor heating and cooling

Quick-Step laminate floors are perfect for installing over underfloor heating or cooling when combined with the right underlay.

For more information:
visit www.quick-step.com



3 Watch the videos

See for yourself how easy it is to install a Quick-Step floor in our installation videos. Discover them on www.quick-step.com

Installation tools

Install your laminate floor in an easy and professional way with the handy Quick-Step installation tools.



Quick-Step® HANDSAW

With the help of the Quick-Step hand saw floors can be fitted perfectly underneath door frames.



Quick-Step® INSTALLATION SET

Install your laminate floor in an easy and professional way with the handy Quick-Step installation set.

For a perfect installation, check out the installation videos on bit.ly/ytquickstep



Underlay is not an idle luxury



CLICK on laminate

Installing your Quick-Step laminate floor is easy thanks to the Uniclic® click system. A good underlay is an absolute necessity when laying a floor. Installing the right underlay has a major impact on the final look, quality and comfort of your Quick-Step laminate floor. Quick-Step underlays are high-quality underlays specifically designed for your new floor:

- Easy installation thanks to the a self-adhesive strip
- A level, stable base that helps to prevent small irregularities and protects the click system
- Excellent acoustic and thermal insulation
- Pre-integrated damp-proof screen protects the floor from rising damp
- Suitable for floor heating and/or cooling



C-LAY20
C-LAY50

Quick-Step® **COMBI-LAY STANDARD**

Contents:
1 roll = 20 or 50 m²
Thickness: 2 mm

Combi-Lay Standard is no normal underlay. The dense, closed cell polyolefin foam provides excellent support, with good reduction of both reflected and impact noise.

Reflective walking sound ✓✓

Impact sound ✓✓

Floor heating OK

Damp proof screen OK



QSC-LAY20
QSC-LAY50

Quick-Step® **QUIET-STEP COMBI-LAY**

Contents:
1 roll = 20 or 50 m²
Thickness: 2 mm

Quiet-Step Combi-Lay is the first choice where a quiet step sound and maximum reduction in multi-storey noise is required. This high density underlay has no match when it comes to reducing foot fall noise, with a reduction of up to 30% over standard underlays.

Reflective walking sound ✓✓✓✓

Impact sound ✓✓✓

Floor heating OK

Damp proof screen OK

For the best results always start with a level subfloor. Make sure it's completely dry and free of dust and grease.
For more advice about preparing your subfloor, visit www.quick-step.com or your local Quick-Step retailer.



STEP 2 FINISHING

Finish perfectly

Finish your floor perfectly with the Quick-Step scotia and profiles.

Scotia



Quick-Step®
SCOTIA
240 x 1.7 x 1.7cm

Quick-Step scotias offer a perfect colour match with your Quick-Step laminate floor. Extremely wear-resistant and up to 25 years warranty.

Finishing tools for wet areas



Quick-Step®
FOAM STRIP
20 m x 10 mm

PE foam expansion joint filler for use in combination with the Quick-Step Hydrokit.



Quick-Step®
HYDROKIT
Contents: 310 ml

The Quick-Step Hydrokit is a transparent silicone for an invisible and waterproof finishing.



It is advised to use foam strip and Hydrokit to seal the perimeter when installing Majestic, Impressive Ultra, Eligna and Colonial Plus laminate flooring in wet areas.

Finishing profiles for floor and stairs

Quick-Step's Incizo® profile is a multifunctional finishing tool. One and the same profile can be used for all the finishes of your floor and stairs, in the matching colour. Simply cut the Incizo® basic profile to the shape required using the supplied splitter.



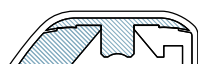
Quick-Step® Incizo®: five questions, one answer

1 How can I join two floors of the same height?



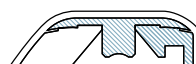
Use the Incizo® profile cut as an expansion profile.

2 How can I solve variations in height from one floor to another?



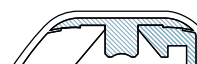
Use the Incizo® profile cut as an adapter profile.

3 How do I finish my floor along a wall or a window?



Use the Incizo® profile cut as an end profile.

4 How can I connect my floor to a carpet, and have a beautiful finish?



Use the Incizo® profile cut as a transition profile.

5 What about the finishing of my stairs?

You can cover your stairs or steps with Quick-Step planks and finish in the style of your choice with the Incizo® profile as a stair nose.



Quick-Step® **INCIZO® PROFILE**

QSINCP(-)

215 cm x 4.8 cm x 1.3 cm

Contents: 1 Incizo®, 1 splitter, 1 plastic rail

Quick-Step® **INCIZO® ALUMINIUM SUB-PROFILE FOR STAIRS**

NEINCPBASE(-)

215 cm x 7.1 cm x 2 cm

To be ordered separately, including plastic strip. The Incizo® stairs finishing cannot be used for commercial applications.



Always glue the floor panels on the stairs of your staircase.

Choose the sup-profile based on the thickness of your floor.

NEINCPBASE1 for 7mm laminate

NEINCPBASE2 for 8 mm laminate

NEINCPBASE3 for 9.5mm laminate

NEINCPBASE7 for 12mm laminate



STEP 3

CLEANING

Keep your floor in top condition



QSCLEANINGKIT

Quick-Step® CLEANING KIT

Contents: mop holder, washable microfiber mop,
Quick-Step Cleaning product 750ml

Want to clean your floor like a pro? Use the Quick-Step Cleaning Kit, which comes with a mop holder, a microfibre mop, and a bottle of Quick-Step cleaning product, so you have everything you need within reach.

Also available separately:

Quick-Step® CLEANING PRODUCT 750 ML

The cleaning products are specifically developed for Quick-Step floors. They cleanse the floor surface thoroughly and maintain the original look of your floor. No residual layers of cleaning product are left behind.



QSCLEANING750



QSREPAIR

Quick-Step® REPAIR KIT

Contents: melting knife, cleaning comb, 7 wax blocks, sanding pad

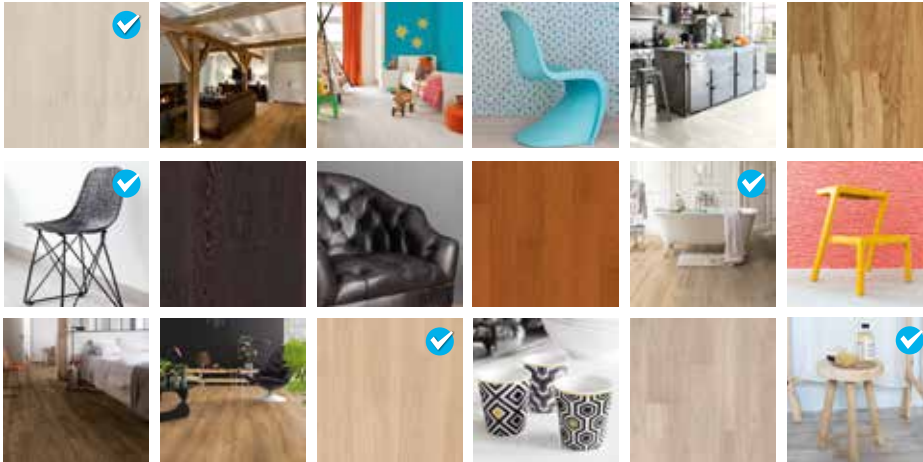
Light damages can easily be repaired in the original colour with the Repair Kit.



Check the specific colour combination for
your floor on bit.ly/ytquickstep

Which floor is perfect for you?

① Select a room ② Choose a colour ③ Define your style



FLOOR EXPLORER

With so many flooring options to choose from, making the right decision can be a challenge. That's why we have introduced the online 'FloorExplorer' tool: in three simple steps, you will get a selection of floors that perfectly match your personal needs and style.

Why not give it a try?
Enter the **FloorExplorer** at
www.quick-step.com



3 EASY STEPS TO FIND YOUR PERFECT MATCH

Get a preview of your favourite floors!



ROOM VIEWER

Wouldn't it be great if you could try out several floors first before making a final decision? With the online 'RoomViewer' tool, you can do just that. Get lifelike previews and make sure that your final decision is the right one.

Try it out now!
Launch the RoomViewer at
www.quick-step.com

Matching Accessories Guide

Your floor deserves a perfect finish

Flawlessly matching accessories are available for all Quick-Step laminate products. Quick-Step is committed to perfecting all aspects of flooring by meticulously colour-matching trims and profiles for all applications including stairs across all laminate ranges.

Product code	Product description	Quick-Step SCOTIA More info see page 30	Quick-Step INCIZO® More info see page 30-31
--------------	---------------------	--	--

MAJESTIC

NEW

MJ3545	WOODLAND OAK BEIGE	QSSCOT 01856	QSINCP 01856
MJ3548	WOODLAND OAK BROWN	QSFSCOT 03548	QSINCP 03548
MJ3550	DESERT OAK LIGHT NATURAL	QSFSCOT 03550	QSINCP 03550
MJ3551	DESERT OAK WARM NATURAL	QSFSCOTAU 00896	QSINCP 00896
MJ3552	DESERT OAK BRUSHED GREY	QSFSCOT 03552	QSINCP 03552
MJ3553	DESERT OAK BRUSHED DARK BROWN	QSFSCOT 01544	QSINCP 01544
MJ3554	VALLEY OAK LIGHT BEIGE	QSSCOT 01854	QSINCP 01854
MJ3555	VALLEY OAK LIGHT BROWN	QSFSCOT 03555	QSINCP 03555

IMPRESSIVE ULTRA

IMU1847	CLASSIC OAK BEIGE	QSSCOT 01847	QSINCP 01847
IMU1848	CLASSIC OAK NATURAL	QSSCOT 01848	QSINCP 01848
IMU1849	CLASSIC OAK BROWN	QSSCOT 01849	QSINCP 01849
IMU1854	SOFT OAK LIGHT	QSSCOT 01854	QSINCP 01854
IMU1855	SOFT OAK NATURAL	QSSCOT 01855	QSINCP 01855
IMU1856	SOFT OAK MEDIUM	QSSCOT 01856	QSINCP 01856
IMU1858	SAW CUT OAK GREY	QSSCOT 01858	QSINCP 01858
IMU3804	SPOTTED GUM NEW	QSFSCOT 03804	QSINCP 03804
IMU3805	BLACKBUTT NEW	QSFSCOT 03805	QSINCP 03805

COLONIAL PLUS

NEW

COL21000	BLACKBUTT	QSFSCOT 21000	QSINCP 21000
COL21001	SPOTTED GUM	QSFSCOT 21001	QSINCP 21001
COL21002	SYDNEY BLUE GUM	QSFSCOT 21002	QSINCP 21002
COL21003	JARRAH	QSFSCOT 21003	QSINCP 21003

ELIGNA

NEW

EL312	OLD OAK MATT OILED	QSFSCOT 00312	QSINCP 00312
EL896	NATURAL VARNISHED OAK	QSFSCOTAU 00896	QSINCP 00896
EL915	WHITE VARNISHED OAK	QSFSCOT 01283	QSINCP 01283
EL995	VINTAGE OAK NATURAL VARNISHED	QSFSCOT 00995	QSINCP 00995
EL996	MERBAU	QSFSCOT 00996	QSINCP 00996

Product code	Product description	Quick-Step SCOTIA More info see page 30	Quick-Step INCIZO® More info see page 30-31
ELIGNA NEW			
EL1689	SPOTTED GUM	QSFSCOT 11001	QSINCP 11001
EL1691	BLACKBUTT	QSFSCOT 11000	QSINCP 11000
EL3573	ESTATE OAK LIGHT GREY	QSFSCOT 03573	QSINCP 03573
EL3574	ESTATE OAK BEIGE	QSFSCOT 03574	QSINCP 03574
EL3907	VENICE OAK BEIGE	QSFSCOT 03576	QSINCP 03576
EL3908	VENICE OAK NATURAL	QSFSCOT 03577	QSINCP 03577
EL3581	NEWCASTLE OAK DARK	QSFSCOT 03581	QSINCP 03581

LARGO

LPU1662	CAMBRIDGE OAK NATURAL	QSSCOT 01662	QSINCP 01662
LPU1663	DOMINICANO OAK GREY	QSFSCOT 01663	QSINCP 01663
LPU1664	CAMBRIDGE OAK DARK	QSFSCOT 01664	QSINCP 01664
LPU1996	BLACKBUTT	QSFSCOT 11000	QSINCP 11000
LPU1997	SPOTTED GUM	QSFSCOT 11001	QSINCP 11001
LPU1998	RECYCLED HARDWOOD	QSFSCOT 01998	QSINCP 01998

ELIGNA WIDE

UW1536	CARIBBEAN OAK GREY	QSFSCOT 01536	QSINCP 01536
UW1538	OAK WHITE OILED	QSSCOT 01538	QSINCP 01538
UW1541	RECLAIMED CHESTNUT NATURAL	QSFSCOT AU01541	QSINCP 01541
UW1543	RECLAIMED CHESTNUT ANTIQUE	QSFSCOT 01543	QSINCP 01543
UW1544	RECLAIMED CHESTNUT BROWN	QSFSCOT 01544	QSINCP 01544
UW1545	RECLAIMED OAK BROWN	QSFSCOT AU01545	QSINCP 01545
UW1546	CARIBBEAN OAK DARK	QSFSCOT 01546	QSINCP 01546
UW1547	OAK PLANKS WITH SAW CUTS LIGHT	QSSCOT 01547	QSINCP 01547

CLASSIC

CLM1290	BLEACHED WHITE TEAK	QSSCOT 01290	QSINCP 01290
CLM1292	NATURAL VARNISHED OAK	QSFSCOT 01292	QSINCP 01292
CLM1294	LIGHT GREY OILED OAK	QSFSCOT 01294	QSINCP 01294
CLM1405	OLD OAK LIGHT GREY	QSSCOT 01405	QSINCP 01405
CLM1487	MIDNIGHT OAK NATURAL	QSFSCOT AU01487	QSINCP 01487
CLM1488	MIDNIGHT OAK BROWN	QSFSCOT 01488	QSINCP 01488
CLM1656	HAVANNA OAK NATURAL WITH SAW CUTS	QSSCOT 01656	QSINCP 01656
CLM1658	MOONLIGHT OAK LIGHT	QSFSCOT 01658	QSINCP 01658
CLM1659	MOONLIGHT OAK NATURAL	QSFSCOT 01659	QSINCP 01659
CLM1688	SPOTTED GUM 2 STRIP	QSFSCOT 11001	QSINCP 11001
CLM1690	BLACKBUTT 2 STRIP	QSFSCOT 11000	QSINCP 11000

LAMINATE

COLLECTION 2017 - 2018



Premium FLOORS AUSTRALIA

Melbourne	Tel.: (03) 9798 0808
Sydney	Tel.: (02) 9982 3777
Brisbane	Tel.: (07) 3273 3111
Adelaide	Tel.: (08) 8262 8666
Tasmania	Tel.: (03) 9798 0808
Northern Terr.	Tel.: (08) 8262 8666
Perth	Tel.: (08) 9240 1966

Commercial Division Tel.: (03) 9798 0808



FLOORScape

Auckland

Tel.: 09 476 0428

Your Quick•Step® point of sale



www.quick-step.com

FOLLOW US ON



www.facebook.com/QuickStepFloors



www.youtube.com/quickstepfloor www.youtube.com/PremiumFloorsAU



plus.google.com/+quickstep



www.pinterest.com/quickstepfloor



[@QuickStepFloor](https://twitter.com/QuickStepFloor)

Quick-Step® is a quality product produced by **UNILIN** bvba – division Flooring, Ooigemstraat 3, B-8710 Wielsbeke, Belgium, Europe. COVERPHOTO IMU1855.
Product images may differ from actual product. The availability of products, or the products themselves, may change at any time without notice.
Content © 2017/2018 by **UNILIN** bvba – division Flooring.
All rights reserved. The contents of this brochure may not be reproduced in whole or in part without prior written permission from the publisher.